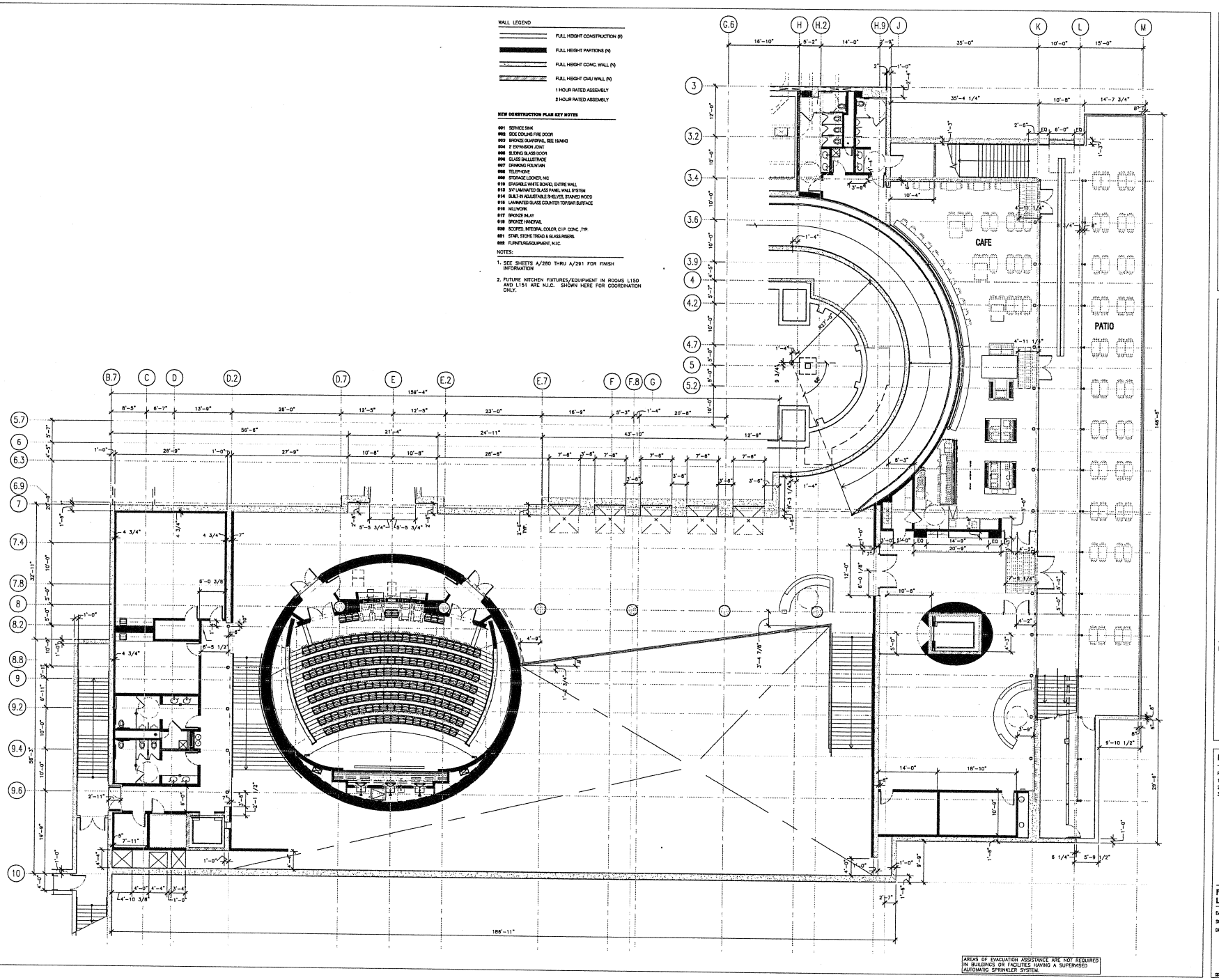

WALL LEGEND

- FULL HEIGHT CONSTRUCTION (E)
- FULL HEIGHT PARTIONS (N)
- FULL HEIGHT CONC. WALL (N)
- FULL HEIGHT CMU WALL (N)
- 1 HOUR RATED ASSEMBLY
- 2 HOUR RATED ASSEMBLY

NEW CONSTRUCTION PLAN KEY NOTES

001 SERVICE SINK
002 SIDE COILING FIRE DOOR
003 BRONZE GUARDRAIL, SEE 19/A643
004 2" EXPANSION JOINT
005 SLIDING GLASS DOOR
006 GLASS BALLUSTRADE
007 DRINKING FOUNTAIN
008 TELEPHONE
009 STORAGE LOCKER, MC
010 ERASABLE WHITE BOARD, ENTIRE WALL
012 3/4" LAMINATED GLASS PANEL WALL SYSTEM
014 BUILT-IN ADJUSTABLE SHELVES, STAINED WOOD
015 LAMINATED GLASS COUNTER TOP/BAR SURFACE
016 MILLWORK
017 BRONZE INLAY
018 BRONZE HANDRAIL
020 SCORED, INTEGRAL COLOR, C.I.P. CONC., TYP.
021 STAIR, STONE TREAD & GLASS RISERS.
022 FURNITURE/EQUIPMENT, N.I.C.

NOTES:

1. SEE SHEETS A/280 THRU A/291 FOR FINISH INFORMATION
2. FUTURE KITCHEN FIXTURES/EQUIPMENT IN ROOMS L150 AND L151 ARE N.I.C. SHOWN HERE FOR COORDINATION ONLY.

AREAS OF EVACUATION ASSISTANCE ARE NOT REQUIRED IN BUILDINGS OR FACILITIES HAVING A SUPERVISED AUTOMATIC SPRINKLER SYSTEM.

GRIFFITH OBSERVATORY

LOS ANGELES, CALIFORNIA 90027 E. OBSERVATORY RD.

100% FINAL PLANS

CLIENT:
CITY OF LOS ANGELES
DEPARTMENT OF RECREATION AND PARKS
200 NORTH MAIN STREET
LOS ANGELES, CALIFORNIA 90012

FILE #302 PROJECT #150AC
GENERAL MANAGER: ELLEN OPPENHEIM
ASSISTANT GENERAL MANAGER: MARLEEN TAMURA
SUPERINTENDENT OF PLANNING & CONSTRUCTION: ROBERT FARCETT
CONTRACT ADMINISTRATOR: ARMANDO DE LA O
PROJECT MANAGER: SAMMY WONG

SEATING TABULATION

INTERIOR (CAFE)	60
EXTERIOR (PATIO)	88
TOTAL SEATS	148

KEY PLAN:

ISSUE NAME

REVISION:	DATE:	DESCRIPTION
1	JANUARY 11, 2002	
2	FEB. 11, 2002	ADDENDUM 1
3	MARCH 22,2002	ADDENDUM 4

FLOOR PLAN
LOWER LEVEL ONE: NORTH

DATE: DECEMBER 17, 2001
SCALE: 1/8" = 1'-0"
DRAWN BY: TM

A211

SHIN & BOYLE

SYMBOLS LEGEND

NO. SHT — BUILDING SECTION	TITLE / SCALE — XX — DRAWING TITLE
NO. SHT — BUILDING ELEVATION	XX — KEYNOTE
XX / XXX STC — WALL TYPE SEE A920	1 ELEVATION +XX.XX — ELEVATION MARK
A, B, C, D — INTERIOR ELEVATION	RM WIN (ROOM NO.) (WIN NO.) — WINDOW TYPE
NO. SHT — DETAIL CALLOUT	XXX — DOOR NUMBER
CHANGE IN FLOOR FINISH MATERIAL	FIN (FIN TYPE) NO (FIN NO.) — INTERIOR FINISH TYPE SEE SHT A900–A902 FOR FINISH LIST
XX — TOILET ACCESSORY	EXIT — EXIT SIGN (ARROW INDICATES DIRECTION OF TRAVEL)
	EXIT — LOW-LEVEL EXIT SIGN

ABBREVIATIONS

AC	ACOUSTICAL	GA	GAUGE, GAGE	QT	QUARRY TILE
A/C	AIR CONDITIONING	GALV	GALVANIZED	QTY	QUANTITY
ACT	ACOUSTICAL TILE	GB	GRAB BAR		
AD	AREA DRAIN	GC	GENERAL CONTRACTOR		
ADD	ADDENDUM	GEN	GENERAL	R	RISER
ADH	ADHESIVE	GL	GLASS, GLAZING	RA	RETURN AIR
ADJ	ADJACENT	GM	GAS METER	RAD	RADIUS
AFF	ABOVE FINISHED FLOOR	GND	GROUND	RADN	RADIATION
AGG	AGGREGATE	GR	GRADE	RB	RUBBER BASE
ALT	ALTERNATE	GVL	GRAVEL	RCP	REFLECTED CEILING PLAN
ALUM	ALUMINUM	GYP	GYPSUM	RD	ROOF DRAIN
ANCH	ANCHOR			RECPT	RECEPTACLE
ANOD	ANODIZED	HC	HOLLOW CORE	REF	REFERENCE
AP	ACCESS PANEL	HDW	HARDWARE	REFR	REFRIGERATOR
APPROX	APPROXIMATE (LY)	HM	HOLLOW METAL	REG	REGISTER
ARCH	ARCHITECT (URAL)	HORIZ	HORIZONTAL	REINF	REINFORCING
ASPH	ASPHALT	HP	HIGH POINT	REQD	REQUIRED
AUTO	AUTOMATIC	HR	HOUR (FIRE RESISTANT RATING)	RES	RESILIENT
∠	ANGLE	HT	HEIGHT	RET	RETURN
@	AT	HTG	HEATING	REV	REVISION
		HVAC	HEATING, VENTILATING & A/C	RFG	ROOFING
BD	BOARD	HW	HOT WATER	RFL	REFLECT (CD) (IVG)
BET	BETWEEN			RH	RIGHT HAND
BFE	BOTTOM FOOTING ELEVATION	ID	INSIDE DIAMETER	RM	ROOM
BIT	BITUMINOUS	IN	INCH	RO	ROUGH OPENING
BLDG	BUILDING	INCL	INCLUDING	RVT	RIVET
BLK	BLOCK	INSUL	INSULATING, INSULATION	Ø	ROUND/DIAMETER
BLKG	BLOCKING	INT	INTERIOR		
BM	BEAM	INV	INVERT		
B.M.	BENCH MARK			SC	SOLID CORE
		JC	JANITOR CLOSET	SCHED	SCHEDULE
BOT	BOTTOM	JF	JOINT FILLER	SD	STORM DRAIN
BRG	BEARING	JST	JOIST	SECT	SECTION
BRK	BRICK	JT	JOINT	SF	SQUARE FEET
BRZ	BRONZE			SH	SHELF, SHELVING
BS	BOTH SIDES	KIT	KITCHEN	SHT	SHEET
BSMT	BASEMENT	KO	KNOCKOUT	SIM	SIMILAR
BTU	BRITISH THERMAL UNIT	KPL	KICKPLATE	SPEC	SPECIFICATION(S)
				SPK	SPEAKER
C	CONDUIT	LAD	LADDER	SQ	SQUARE
CAB	CABINET	LAM	LAMINATE (D)	SS	STAINLESS STEEL
CB	CATCH BASIN	LAV	LAVATORY	STD	STANDARD
CEM	CEMENT	LB	LAG BOLT	STL	STEEL
CER	CERAMIC	LH	LEFT HAND	STOR	STORAGE
CFT	CUBIC FOOT	LLH	LONG LEG HORIZONTAL	STRUCT	STRUCTURAL
CI	CAST IRON	LLV	LONG LEG VERTICAL	SUSP	SUSPENDED
CJ	CONTROL JOINT	LP	LOW POINT	SW	SWITCH
CK	CAULK	LT	LIGHT	SWBD	SWITCHBOARD
CL	CLOSET	LTG	LIGHTING	SYM	SYMMETRICAL
℄	CENTER LINE	LVR	LOUVER		
CLG	CEILING	LT WT	LIGHTWEIGHT	TEL	TELEPHONE
CLR	CLEAR			TEMP	TEMPERATURE
CMU	CONCRETE MASONRY UNIT	MACH	MACHINE	TERM	TERMINAL
CO	CLEANOUT	MAS	MASONRY	TERR	TERRAZZO
COL	COLUMN	MATL	MATERIAL	THK	THICK(NESS)
CONC	CONCRETE	MAX	MAXIMUM	THR	THRESHOLD
CONST	CONSTRUCTION	MECH	MECHANICAL	TPD	TOILET PAPER DISPENSER
CONT	CONTINUOUS	MED	MEDIUM	TPTN	TOILET PARTITION
CONTR	CONTRACTOR	MEZZ	MEZZANINE	T&G	TONGUE & GROOVE
CORR	CORRUGATED	MFR	MANUFACTURER	T&B	TOP AND BOTTOM
CPR	COPPER	MH	MANHOLE	T.O.	TOP OF
CPT	CARPET	MIN	MINIMUM	TOC	TOP OF CONCRETE
CSWK	CASEWORK	MIR	MIRROR	TOF	TOP OF FOOTING
CW	COLD WATER	MISC	MISCELLANEOUS	TOS	TOP OF STEEL
CYD	CUBIC YARD	ML	METAL LATH	TW	TOP OF WALL
		MLDG	MOULDING	TRANSF	TRANSFORMER
D	DRAIN	MMB	MEMBRANE	TR	TRANSOM
DEC	DECORATIVE	MO	MASONRY OPENING	T	TREAD
DEPR	DEPRESSED	MOD	MODULAR	TYP	TYPICAL
DET	DETAIL	MR	MOP RECEPTOR		
DF	DRINKING FOUNTAIN	MRD	METAL ROOF DECK	UC	UNDERCUT
DIAM	DIAMETER	MTG	MOUNTING	UNF	UNFINISHED
DIFF	DIFFUSER	MTL	METAL	UH	UNIT HEATER
DIM	DIMENSION	MTR	MOTOR	UNO	UNLESS NOTED OTHERWISE
DISTR	DISTRIBUTION	MULL	MULLION	UR	URINAL
DN	DOWN	MWK	METAL ROOF DECK		
DP	DAMPPROOFING			VAC	VACUUM
DPR	DISPENSER	NS	NEAR SIDE	VB	VAPOR BARRIER
DR	DOOR	(N)	NEW	VENT	VENTILATION
DS	DOWNSPOUT	NOM	NOMINAL	VFY	VERIFY
DT	DRAIN TILE	NIC	NOT IN CONTRACT	VIF	VERIFY IN FIELD
DWG	DRAWING	NTS	NOT TO SCALE	VERT	VERTICAL
DWL	DOWEL	NO	NUMBER	VEST	VESTIBULE
				VIN	VINYL
EA	EACH	OA	OVERALL	VCT	VINYL COMPOSITION TILE
EF	EACH FACE	OC	ON CENTER	VF	VINYL FABRIC
ELEC	ELECTRIC	OD	OUTSIDE DIAMETER	VT	VINYL TILE
EP	ELECTRICAL PANELBOARD	OH	OVERHEAD		
EWC	ELECTRIC WATER COOLER	OPNG	OPENING	WS	WATER STOP
EL	ELEVATION	OPP	OPPOSITE	WH	WALL HUNG
ELEV	ELEVATOR	OZ	OUNCE	WTW	WALL TO WALL
ENCL	ENCLOSURE			WC	WATER CLOSET
EQ	EQUAL	P	POLE	WP	WATERPROOFING
EQUIP	EQUIPMENT	PAR	PARALLEL	WWF	WELDED WIRE FABRIC
EXC	EXCAVATE	PARTN	PARTITION	WDW	WINDOW
EXH	EXHAUST	PB	PUSHBUTTON	WA	WIRE ANCHOR
EXIST	EXISTING	PBD	PARTICLE BOARD	WG	WIRE GLASS
(E)	EXISTING	PERP (⊥)	PERPENDICULAR	WM	WIRE MESH
EXPN	EXPANSION	PG	PLATE GLASS	W/	WITH
EXP	EXPOSED	PH	PAPER HOLDER	W/O	WITHOUT
EXT	EXTERIOR	PL	PROPERTY LINE	WD	WOOD
		℄	PLATE	WP	WORKING POINT
FA	FIRE ALARM	PLAM	PLASTIC LAMINATE	WI	WROUGHT IRON
FBP	FABRIC PANEL	PLAS	PLASTER		
FD	FLOOR DRAIN	PLBG	PLUMBING		
FDN	FOUNDATION	PLF	POUNDS PER LINEAR FOOT		
FE	FIRE EXTINGUISHER	PNL	PANEL		
FEC	FIRE EXTINGUISHER CABINET	PR	PAIR		
FF	FINISHED FLOOR	PREFAB	PREFABRICATE		
FIN	FINISH	PSF	POUNDS PER SQUARE FOOT		
FJT	FLUSH JOINT	PSI	POUNDS PER SQUARE INCH		
FLG	FLASHING	PT	PAINT, POINT		
FL	FLOOR	PTD	PAINTED		
FLUOR	FLUORESCENT	PTN	PARTITION		
FLX	FLEXIBLE	PVC	POLYVINYL CHLORIDE		
FND	FEMININE NAPKIN DISPOSAL	PWD	PLYWOOD		
FO	FACE OF	PWR	POWER		
FP	FIREPROOF				
FR	FRAME				
FRT	FIRE RESISTANT TREATMENT				
FT	FOOT OR FEET				
FTG	FOOTING				
FUR	FURRING				

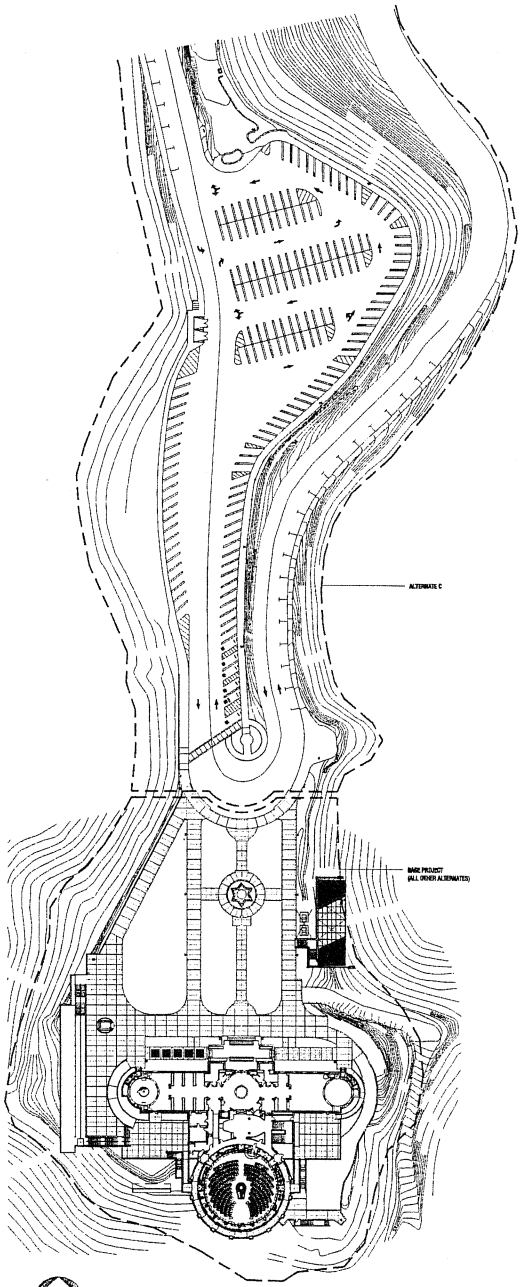

AREA PLAN
1/64"=1'-0" (2)

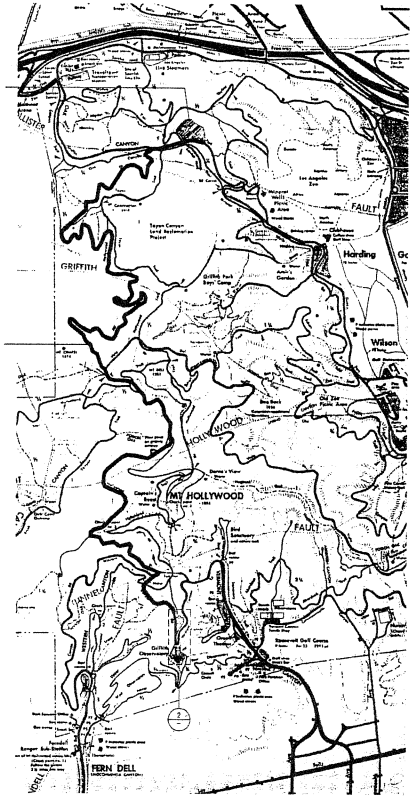

AREA PLAN
N.T.S. (1)

GRIFFITH OBSERVATORY

100% FINAL PLANS

LOS ANGELES, CALIFORNIA 2800 E. OBSERVATORY RD.

CLIENT:
CITY OF LOS ANGELES
DEPARTMENT OF RECREATION AND PARKS
200 NORTH MAIN STREET
LOS ANGELES, CALIFORNIA 90012

FILE #2237 PROJECT #3040
ISSUE: 100% FINAL PLANS REVIEW
ASSISTANT GENERAL MANAGER: WAHNITH THAKER
DEPARTMENT OF PLANNING & CONSTRUCTION:
ASSISTANT DIRECTOR: ROBERT JOHNSTON
PROJECT MANAGER: SUMMIT WONG

KEY PLAN:

ISSUE NAME

REVISION:	DATE:	DESCRIPTION:
1	JANUARY 11, 2002	
2		
3		

PROJECT INFORMATION

DATE: DECEMBER 17, 2001
SCALE: –
DRAWN BY: SMK

A002